

Gender Pay Gap Data 2018

Total Number
452

Proportion Male Staff	
No. of Male Staff	33
0.07	

Proportion Female Staff	
No. of Female Staff	419
0.93	

Gender Pay Statistics

	Average Total Hourly Rate	Total Number of Staff	Mean Hourly Rate
Female	£5,391.79	419	£12.87
Male	£523.98	33	£15.88
Mean Gender Pay Gap	19%		

	Median Hourly Rate
Female	£9.17
Male	£10.22
Median Gender Pay Gap	10%

Bonus Pay Statistics

Total No. of Relevant E'ees
495

Proportion of males receiving a bonus payment	
No. of Male Staff	0
0.00	

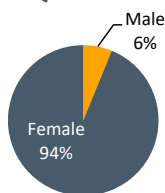
Proportion of females receiving a bonus payment	
No. of Female Staff	0
0.00	

	Average Total Bonus Pay	Total Number of Staff	Mean Hourly Rate
Female	£0.00	0	£0.00
Male	£0.00	0	£0.00
Mean Bonus Gender Pay Gap	0%		

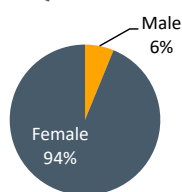
	Median Rate of Pay
Female	£0.00
Male	£0.00
Median Bonus Gender Pay Gap	0%

Quartile Pay Bands	Lower Quartile	Lower Middle Quartile	Upper Middle Quartile	Upper Quartile
Number in Quartile	113	113	113	113
No. Male Quartile	7	7	8	11
No. Female Quartile	106	106	105	102
Male	6.19%	6.19%	7.08%	9.73%
Female	93.81%	93.81%	92.92%	90.27%

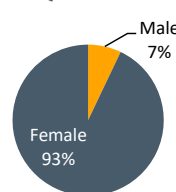
Lower Quartile



Lower middle Quartile



Upper middle Quartile



Upper Quartile

